



8th

Holt
Elements of Language
First Course

**Writing
Workbook**

YEAR- 2023-24
TERMS: 1-2-3

Grade 8

Name: _____

Class: _____

Writing Workbook
Table of contents
Term 1


No.	Topic	Page no.
1.	Ch. 19: Learning about Paragraphs	3-8
2.	Ch. 20 Personal Narrative	9-12
3.	Ch. 20 Descriptive Writing	13-16
4.	Ch. 21 Sequence Writing	17-20
5.	Ch. 22 Advantages & Disadvantages Writing	21-24
6.	Picture Composition	25-27

Term 2

No.	Topic	Page no.
1	Informal Letter Writing	29-31
2	Finishing a Story	32-34
3	Ch. 24: Informative Writing	35-38
4	Ch. 25: Persuasive Writing	39-42
5	Ch. 26: Advertisement Writing	43-45

Term 3

No.	Topic	Page no.
1	Picture Composition	47-49
2	E-Mail Writing	50-52
3	Argumentative Writing	53-56
4	Summary Writing	57-60
5	Comparative Writing	61-64




Term 1

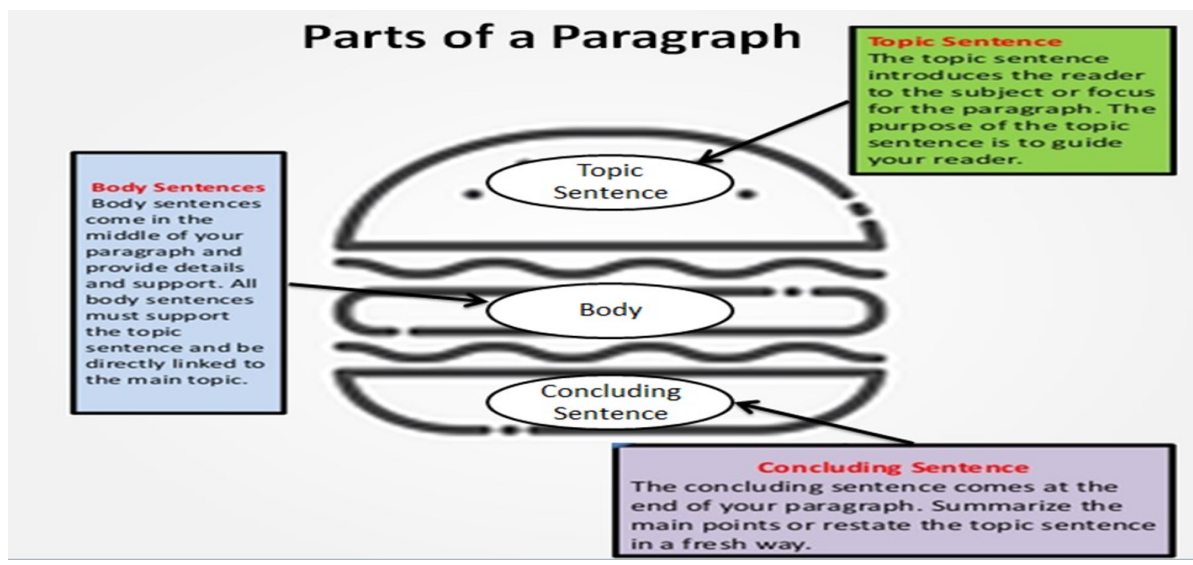
Writing #1**Ch.19: Learning about Paragraphs****What is a paragraph?**

A paragraph is a group of related sentences that focuses on one main idea.

Usually a paragraph is a part of longer piece of writing.

**What are the parts of a paragraph?**

1. **Main idea:** It is the topic around which the entire paragraph is organized.
2. **The topic sentence (introduction):** It states the main idea of the paragraph. It can occur anywhere, but it is usually the first or second sentence.
3. **Supporting sentences (body):** These sentences give specific details that explain or prove the main idea. These sentences may use sensory details, facts, or examples.
4. **The clincher sentence (concluding sentence/conclusion):** It pulls the sentences together by emphasizing the main idea of the paragraph. Also, it helps to ensure that the reader gets the overall point of the paragraph.



Types of Paragraphs

There are four different types of paragraphs:




- ❖ **Narrative:** Used to tell a story or recount an event. (arranged in chronological order)
- ❖ **Descriptive:** Used to describe a person, animal, scene, or object. (arranged in spatial order)
- ❖ **Expository:** Used to provide information, including facts, instructions, and definitions. (list facts or explain a process, follows a cause and effect pattern)
- ❖ **Persuasive:** Used to share opinions and convince others to agree with those opinions and sometimes take action.(expresses opinion about an issue using supporting details, or, reasons)

Transitional words (signal words):

Are like bridges between parts of your essay. They are cues that help the reader interpret your ideas. Transitional words or phrases help carry your thoughts forward from one sentence to another and one paragraph to another. Finally, transitional words link sentences and paragraphs together smoothly so that there are no abrupt jumps or breaks between ideas.

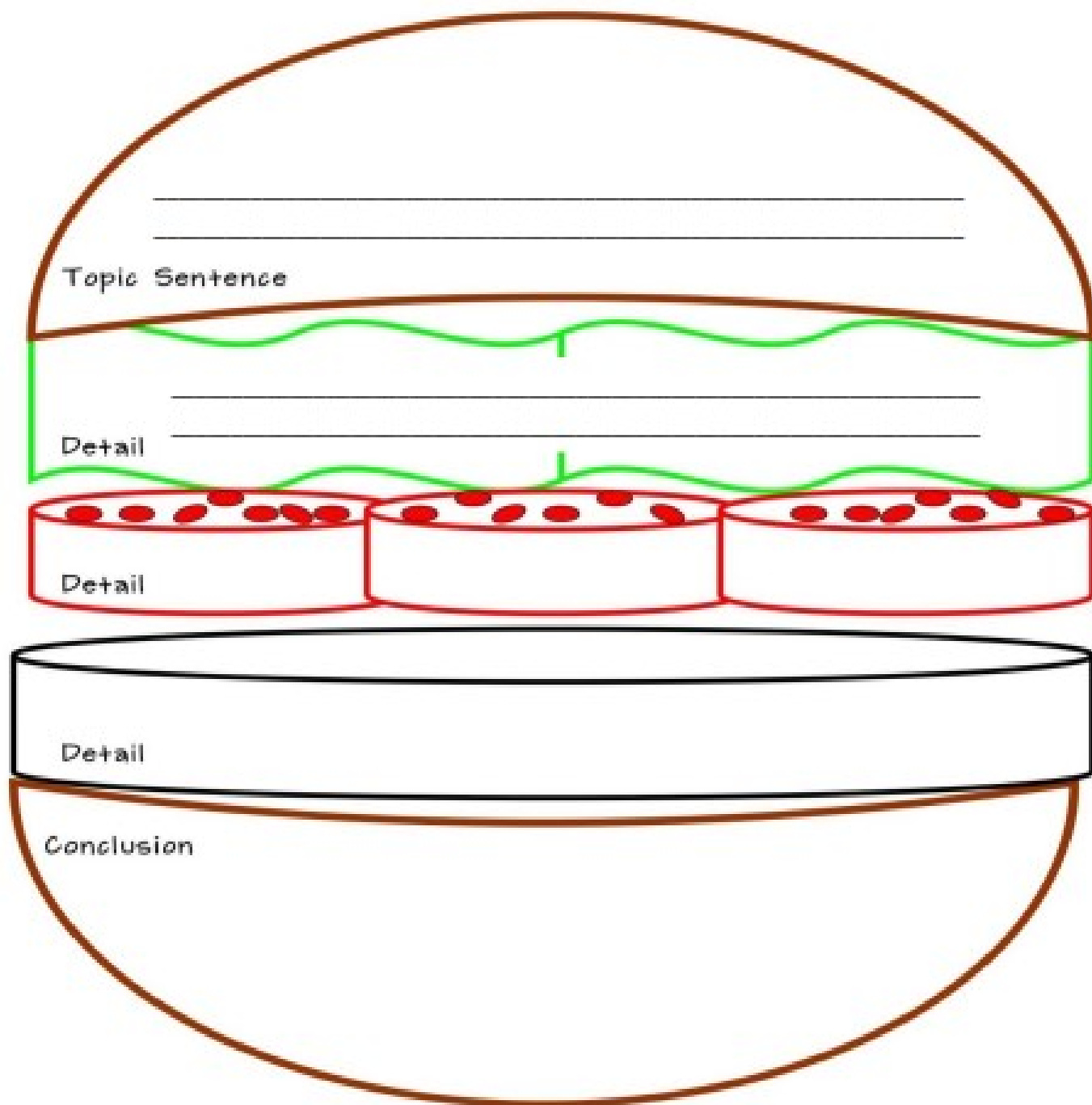


TRANSITION WORDS

ADDITION	EMPHASIS	ORDER	COMPARISON
<ul style="list-style-type: none"> • and • too • also • or • as well as • furthermore • in addition to • not only – but 	<ul style="list-style-type: none"> • indeed • also • of course • certainly • especially • in addition • in particular • furthermore 	<ul style="list-style-type: none"> • first/ firstly • second/ secondly • third/ thirdly • finally • at this time • following • previously • before 	<ul style="list-style-type: none"> • like  • as if  • as ...as • equally • similarly • comparable • in like manner • in the same way
CONTRAST	ILLUSTRATION	CAUSE & EFFECT	SUMMARY
<ul style="list-style-type: none"> • but • however • otherwise • unlike • conversely • in spite of • at the same time • on the other hand 	<ul style="list-style-type: none"> • such as • in this case • for one thing • for instance • for example • in the case of • illustrated by • as an example 	<ul style="list-style-type: none"> • therefore • so • because • thus • hence • due to • as a result  • consequently 	<ul style="list-style-type: none"> • briefly • in short • altogether • to sum up • in summary • to conclude • in conclusion • to summarise






Choose a topic of your own choice, and then complete the graphic organizer.

Organizing a Paragraph















RUBRIC-SMILEY

WRITING

	<p>1 idea. Did not answer the question. Sentences start the same way or are not finished. No capital letters or full stops. No spacing. Writing not finished.</p>	1
	<p>2 ideas. Answered the question but could have written more. Sentences start the same way; some are incomplete. Some capital letters and full stops are used. Some good spacing. Writing is not very neat.</p>	2
	<p>3-4 ideas with little details. Answered the question from one point of view. Used some complete sentences. Capital letters and full stops, but incorrect spelling. Good spacing, handwriting good.</p>	3
	<p>3-4 ideas with some details. Answered the question from own point of view. Some different types of complete sentences. Capital letters and full stops. Correct spelling. Good spacing.</p>	4
	<p>5+ ideas with good details. Answered the question and shows point of view well. Many different types of complete sentences. Capital letters and full stops or other punctuation. Good spacing. Spelling is correct. Neat handwriting.</p>	5

Proofreading Marks

-  Capitalize letter.
-  Add a period.
-  Add a question mark.
-  Add a comma.
-  Add an apostrophe.
-  Do not use a space.
-  Add quotation marks.
-  Take words out.
-  Spell correctly.
-  Lowercase letter.
-  Indent.
-  Add words.
-  Divide into two words.
-  This is confusing.

Writing #2**Chap. 20 Narrative Writing**

Directions Choose an event for your eye-witness account, and write a narrative paragraph.






ORGANIZER:

Gather details from the event by asking yourself these four questions:






WHO?	(Questions about people, such as who took part in this event? Who caught my attention?)
WHAT?	(Questions that get at sensory details, such as What did I hear (including dialogues), see, smell, feel or taste?)
WHERE?	(Questions about places such as Where did this event take place?)
How?	(Questions about feelings such as How did I feel watching this event?)

RUBRIC-SMILEY

WRITING

	<p>1 idea. Did not answer the question. Sentences start the same way or are not finished. No capital letters or full stops. No spacing. Writing not finished.</p>	1
	<p>2 ideas. Answered the question but could have written more. Sentences start the same way; some are incomplete. Some capital letters and full stops are used. Some good spacing. Writing is not very neat.</p>	2
	<p>3 -4 ideas with little details. Answered the question from one point of view. Used some complete sentences. Capital letters and full stops, but incorrect spelling. Good spacing, handwriting good.</p>	3
	<p>3-4 ideas with some details. Answered the question from own point of view. Some different types of complete sentences. Capital letters and full stops. Correct spelling. Good spacing.</p>	4
	<p>5+ ideas with good details. Answered the question and shows point of view well. Many different types of complete sentences. Capital letters and full stops or other punctuation. Good spacing. Spelling is correct. Neat handwriting.</p>	5

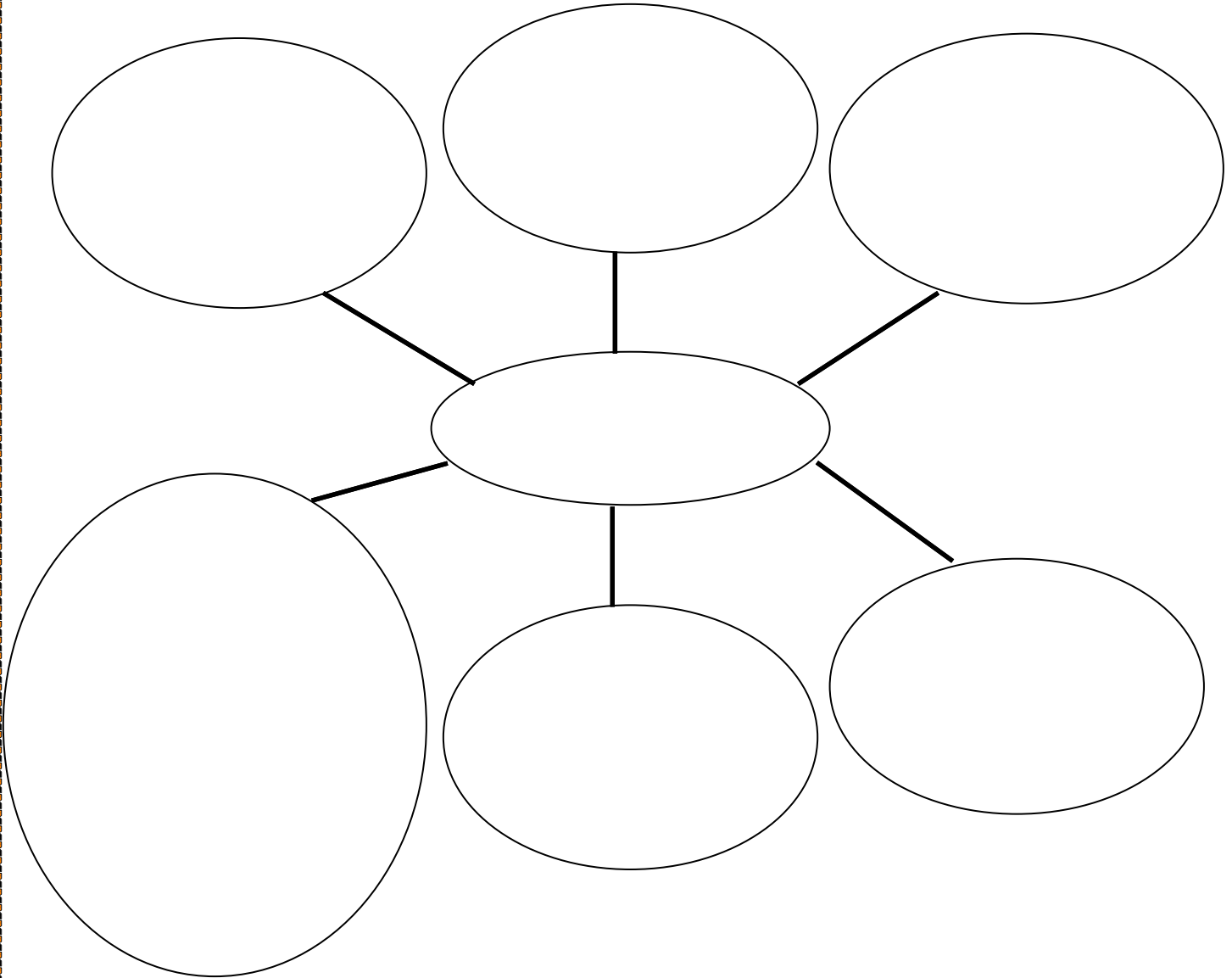
Proofreading Marks

-  Capitalize letter.
-  Add a period.
-  Add a question mark.
-  Add a comma.
-  Add an apostrophe.
-  Do not use a space.
-  Add quotation marks.
-  Take words out.
-  Spell correctly.
-  Lowercase letter.
-  Indent.
-  Add words.
-  Divide into two words.
-  This is confusing.

Writing #3






Chap. 20 Descriptive Writing

Directions Write a descriptive paragraph on the person whom you love the most or a thing that you like the most.








RUBRIC-SMILEY

WRITING

	<p>1 idea. Did not answer the question. Sentences start the same way or are not finished. No capital letters or full stops. No spacing. Writing not finished.</p>	1
	<p>2 ideas. Answered the question but could have written more. Sentences start the same way; some are incomplete. Some capital letters and full stops are used. Some good spacing. Writing is not very neat.</p>	2
	<p>3-4 ideas with little details. Answered the question from one point of view. Used some complete sentences. Capital letters and full stops, but incorrect spelling. Good spacing, handwriting good.</p>	3
	<p>3-4 ideas with some details. Answered the question from own point of view. Some different types of complete sentences. Capital letters and full stops. Correct spelling. Good spacing.</p>	4
	<p>5+ ideas with good details. Answered the question and shows point of view well. Many different types of complete sentences. Capital letters and full stops or other punctuation. Good spacing. Spelling is correct. Neat handwriting.</p>	5

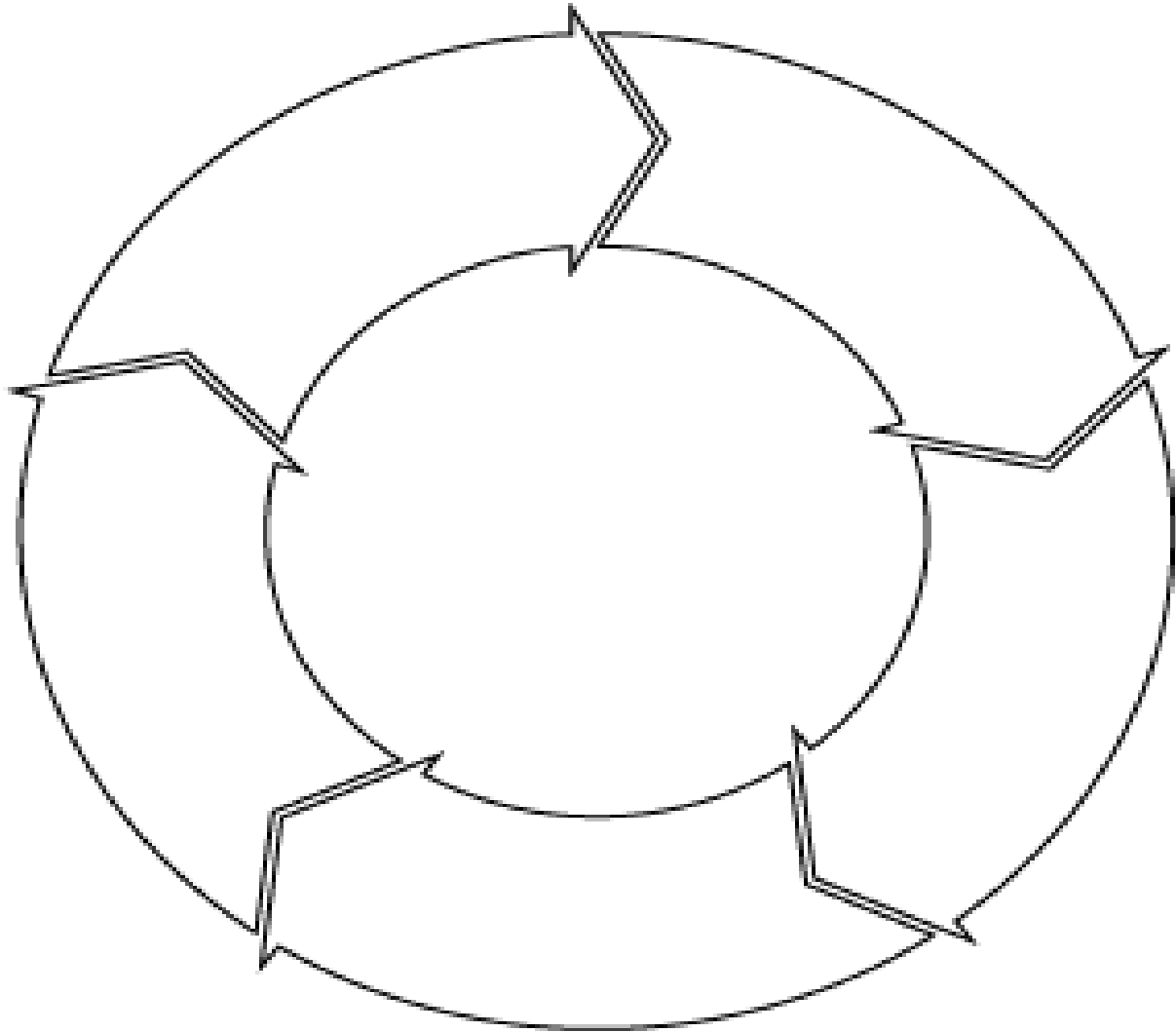
Proofreading Marks

-  Capitalize letter.
-  Add a period.
-  Add a question mark.
-  Add a comma.
-  Add an apostrophe.
-  Do not use a space.
-  Add quotation marks.
-  Take words out.
-  Spell correctly.
-  Lowercase letter.
-  Indent.
-  Add words.
-  Divide into two words.
-  This is confusing.

Writing #4






Chap. 21 Sequence Writing

Directions Write a sequence paragraph. To explain the steps of making your favorite food or drink.








RUBRIC-SMILEY

WRITING

	<p>1 idea. Did not answer the question. Sentences start the same way or are not finished. No capital letters or full stops. No spacing. Writing not finished.</p>	1
	<p>2 ideas. Answered the question but could have written more. Sentences start the same way; some are incomplete. Some capital letters and full stops are used. Some good spacing. Writing is not very neat.</p>	2
	<p>3 -4 ideas with little details. Answered the question from one point of view. Used some complete sentences. Capital letters and full stops, but incorrect spelling. Good spacing, handwriting good.</p>	3
	<p>3-4 ideas with some details. Answered the question from own point of view. Some different types of complete sentences. Capital letters and full stops. Correct spelling. Good spacing.</p>	4
	<p>5+ ideas with good details. Answered the question and shows point of view well. Many different types of complete sentences. Capital letters and full stops or other punctuation. Good spacing. Spelling is correct. Neat handwriting.</p>	5

Proofreading Marks

-  Capitalize letter.
-  Add a period.
-  Add a question mark.
-  Add a comma.
-  Add an apostrophe.
-  Do not use a space.
-  Add quotation marks.
-  Take words out.
-  Spell correctly.
-  Lowercase letter.
-  Indent.
-  Add words.
-  Divide into two words.
-  This is confusing.






Writing #5**Chap. 22 Advantages & Disadvantages Writing**

Directions Write a paragraph on Advantages/Disadvantages of using cell phones.












Advantages	Disadvantages

RUBRIC-SMILEY






WRITING

	<p>1 idea. Did not answer the question. Sentences start the same way or are not finished. No capital letters or full stops. No spacing. Writing not finished.</p>	1
	<p>2 ideas. Answered the question but could have written more. Sentences start the same way; some are incomplete. Some capital letters and full stops are used. Some good spacing. Writing is not very neat.</p>	2
	<p>3-4 ideas with little details. Answered the question from one point of view. Used some complete sentences. Capital letters and full stops, but incorrect spelling. Good spacing, handwriting good.</p>	3
	<p>3-4 ideas with some details. Answered the question from own point of view. Some different types of complete sentences. Capital letters and full stops. Correct spelling. Good spacing.</p>	4
	<p>5+ ideas with good details. Answered the question and shows point of view well. Many different types of complete sentences. Capital letters and full stops or other punctuation. Good spacing. Spelling is correct. Neat handwriting.</p>	5











Proofreading Marks


-  Capitalize letter.
-  Add a period.
-  Add a question mark.
-  Add a comma.
-  Add an apostrophe.
-  Do not use a space.
-  Add quotation marks.
-  Take words out.
-  Spell correctly.
-  Lowercase letter.
-  Indent.
-  Add words.
-  Divide into two words.
-  This is confusing.

RUBRIC-SMILEY WRITING

	<p>1 idea. Did not answer the question. Sentences start the same way or are not finished. No capital letters or full stops. No spacing. Writing not finished.</p>	1
	<p>2 ideas. Answered the question but could have written more. Sentences start the same way; some are incomplete. Some capital letters and full stops are used. Some good spacing. Writing is not very neat.</p>	2
	<p>3 -4 ideas with little details. Answered the question from one point of view. Used some complete sentences. Capital letters and full stops, but incorrect spelling. Good spacing, handwriting good.</p>	3
	<p>3-4 ideas with some details. Answered the question from own point of view. Some different types of complete sentences. Capital letters and full stops. Correct spelling. Good spacing.</p>	4
	<p>5+ ideas with good details. Answered the question and shows point of view well. Many different types of complete sentences. Capital letters and full stops or other punctuation. Good spacing. Spelling is correct. Neat handwriting.</p>	5

Proofreading Marks

-  Capitalize letter.
-  Add a period.
-  Add a question mark.
-  Add a comma.
-  Add an apostrophe.
-  Do not use a space.
-  Add quotation marks.
-  Take words out.
-  Spell correctly.
-  Lowercase letter.
-  Indent.
-  Add words.
-  Divide into two words.
-  This is confusing.



Writing #1

Informal Letter Writing

First Draft:

Directions: Write a letter to your friend asking her to visit your city.

Helping BOX: health, summer festival, Jeddah, attend, sales, exciting, invited, reply






Final Draft:

Directions: Write a letter to your friend asking her to visit your city.














Helping BOX: health, summer festival, Jeddah, attend, sales, exciting, invited, reply

RUBRIC-SMILEY

WRITING

	<p>1 idea. Did not answer the question. Sentences start the same way or are not finished. No capital letters or full stops. No spacing. Writing not finished.</p>	1
	<p>2 ideas. Answered the question but could have written more. Sentences start the same way; some are incomplete. Some capital letters and full stops are used. Some good spacing. Writing is not very neat.</p>	2
	<p>3 -4 ideas with little details. Answered the question from one point of view. Used some complete sentences. Capital letters and full stops, but incorrect spelling. Good spacing, handwriting good.</p>	3
	<p>3-4 ideas with some details. Answered the question from own point of view. Some different types of complete sentences. Capital letters and full stops. Correct spelling. Good spacing.</p>	4
	<p>5+ ideas with good details. Answered the question and shows point of view well. Many different types of complete sentences. Capital letters and full stops or other punctuation. Good spacing. Spelling is correct. Neat handwriting.</p>	5

Proofreading Marks

-  Capitalize letter.
-  Add a period.
-  Add a question mark.
-  Add a comma.
-  Add an apostrophe.
-  Do not use a space.
-  Add quotation marks.
-  Take words out.
-  Spell correctly.
-  Lowercase letter.
-  Indent.
-  Add words.
-  Divide into two words.
-  This is confusing.

Writing #2

Finishing a Story

First Draft:

Directions: Read the story below. Then finish it with your own writing.

Summer Camp

Today was my first day at summer camp! I had a lot of fun. I had to wake up very early. My dad dropped me off at the park, and I met my counselor. Her name was Jamie. There were nine other people in my group.

The first thing that we did was go on a nature hike. The hike was long. We walked through the entire park. I saw two squirrels and a rabbit. I was afraid that I was going to see a snake. It was hot, and I got a lot of bug bites.






After the hike, we had arts and crafts. I made a bookmark to take home with me. I colored it blue and used a lot of glitters.

After arts and crafts, we played my favorite game!






Helping Box: Truth or Dare, learned, group, charm, excitement, each day, activities, chance, interesting, chance

RUBRIC-SMILEY

WRITING

	<p>1 idea. Did not answer the question. Sentences start the same way or are not finished. No capital letters or full stops. No spacing. Writing not finished.</p>	1
	<p>2 ideas. Answered the question but could have written more. Sentences start the same way; some are incomplete. Some capital letters and full stops are used. Some good spacing. Writing is not very neat.</p>	2
	<p>3 -4 ideas with little details. Answered the question from one point of view. Used some complete sentences. Capital letters and full stops, but incorrect spelling. Good spacing, handwriting good.</p>	3
	<p>3-4 ideas with some details. Answered the question from own point of view. Some different types of complete sentences. Capital letters and full stops. Correct spelling. Good spacing.</p>	4
	<p>5+ ideas with good details. Answered the question and shows point of view well. Many different types of complete sentences. Capital letters and full stops or other punctuation. Good spacing. Spelling is correct. Neat handwriting.</p>	5

Proofreading Marks

-  Capitalize letter.
-  Add a period.
-  Add a question mark.
-  Add a comma.
-  Add an apostrophe.
-  Do not use a space.
-  Add quotation marks.
-  Take words out.
-  Spell correctly.
-  Lowercase letter.
-  Indent.
-  Add words.
-  Divide into two words.
-  This is confusing.

Writing #3

CH 24: Informative Writing

Directions: Think about your favorite food. Then, write a paragraph that explains why that food is your favorite. Be sure to explain each of your reasons fully.

Topic:






Topic Sentence:

supporting details/ examples	supporting details/ examples	supporting details/ examples
------------------------------	------------------------------	------------------------------



Concluding Statement:

RUBRIC-SMILEY

WRITING

	<p>1 idea. Did not answer the question. Sentences start the same way or are not finished. No capital letters or full stops. No spacing. Writing not finished.</p>	1
	<p>2 ideas. Answered the question but could have written more. Sentences start the same way; some are incomplete. Some capital letters and full stops are used. Some good spacing. Writing is not very neat.</p>	2
	<p>3 -4 ideas with little details. Answered the question from one point of view. Used some complete sentences. Capital letters and full stops, but incorrect spelling. Good spacing, handwriting good.</p>	3
	<p>3-4 ideas with some details. Answered the question from own point of view. Some different types of complete sentences. Capital letters and full stops. Correct spelling. Good spacing.</p>	4
	<p>5+ ideas with good details. Answered the question and shows point of view well. Many different types of complete sentences. Capital letters and full stops or other punctuation. Good spacing. Spelling is correct. Neat handwriting.</p>	5

Proofreading Marks

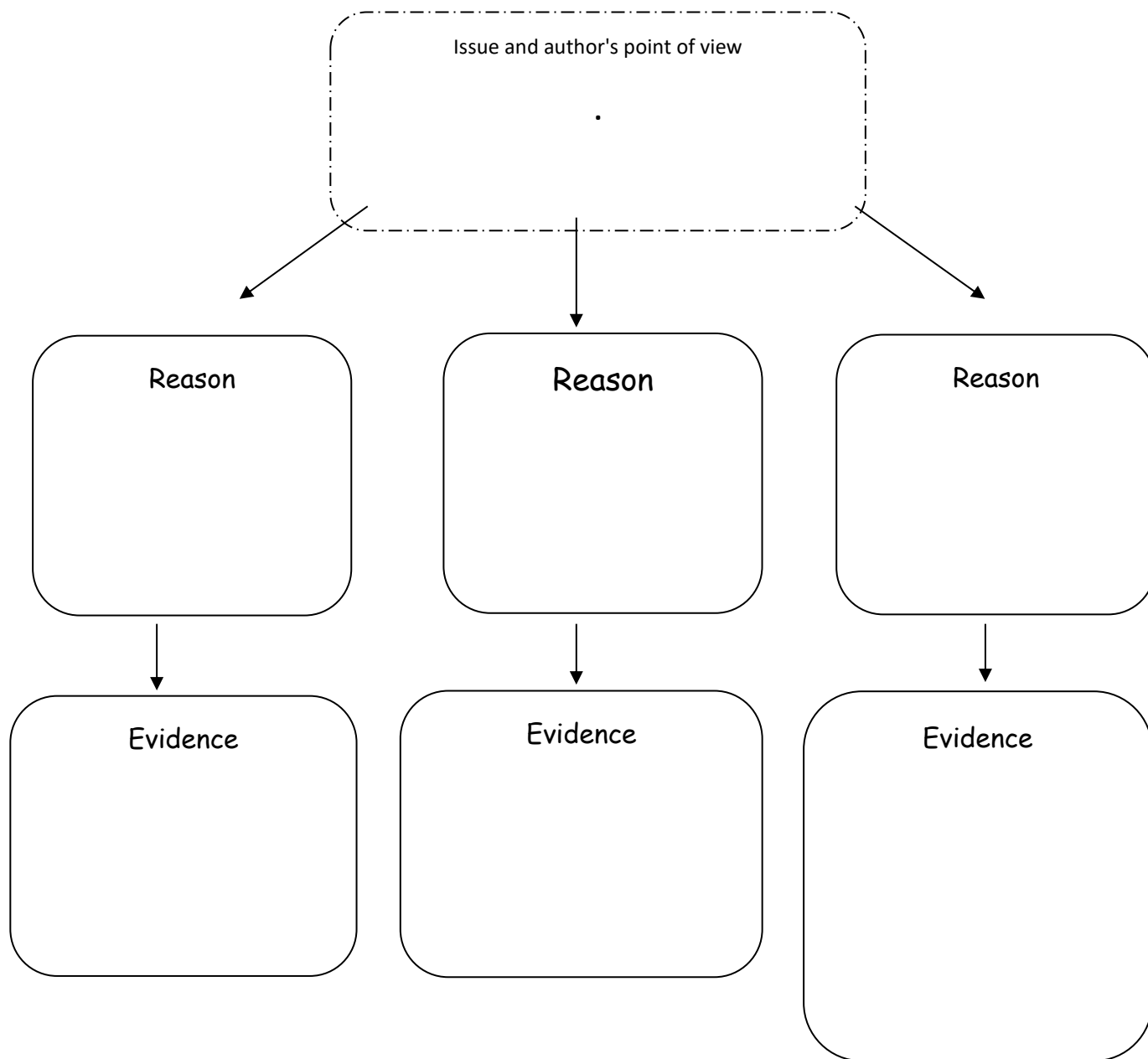
-  Capitalize letter.
-  Add a period.
-  Add a question mark.
-  Add a comma.
-  Add an apostrophe.
-  Do not use a space.
-  Add quotation marks.
-  Take words out.
-  Spell correctly.
-  Lowercase letter.
-  Indent.
-  Add words.
-  Divide into two words.
-  This is confusing.

Writing #4

CH 25: Persuasive Writing






Directions: Write a persuasive paragraph on any topic of your choice. Give an opinion statement, three reasons and a conclusion for your paragraph.

Mapping the Logical Appeal



RUBRIC-SMILEY

WRITING






	<p>1 idea. Did not answer the question. Sentences start the same way or are not finished. No capital letters or full stops. No spacing. Writing not finished.</p>	1
	<p>2 ideas. Answered the question but could have written more. Sentences start the same way; some are incomplete. Some capital letters and full stops are used. Some good spacing. Writing is not very neat.</p>	2
	<p>3 -4 ideas with little details. Answered the question from one point of view. Used some complete sentences. Capital letters and full stops, but incorrect spelling. Good spacing, handwriting good.</p>	3
	<p>3-4 ideas with some details. Answered the question from own point of view. Some different types of complete sentences. Capital letters and full stops. Correct spelling. Good spacing.</p>	4
	<p>5+ ideas with good details. Answered the question and shows point of view well. Many different types of complete sentences. Capital letters and full stops or other punctuation. Good spacing. Spelling is correct. Neat handwriting.</p>	5

Proofreading Marks







-  Capitalize letter.
-  Add a period.
-  Add a question mark.
-  Add a comma.
-  Add an apostrophe.
-  Do not use a space.
-  Add quotation marks.
-  Take words out.
-  Spell correctly.
-  Lowercase letter.
-  Indent.
-  Add words.
-  Divide into two words.
-  This is confusing.


RUBRIC-SMILEY

WRITING

	<p>1 idea. Did not answer the question. Sentences start the same way or are not finished. No capital letters or full stops. No spacing. Writing not finished.</p>	1
	<p>2 ideas. Answered the question but could have written more. Sentences start the same way; some are incomplete. Some capital letters and full stops are used. Some good spacing. Writing is not very neat.</p>	2
	<p>3 -4 ideas with little details. Answered the question from one point of view. Used some complete sentences. Capital letters and full stops, but incorrect spelling. Good spacing, handwriting good.</p>	3
	<p>3-4 ideas with some details. Answered the question from own point of view. Some different types of complete sentences. Capital letters and full stops. Correct spelling. Good spacing.</p>	4
	<p>5+ ideas with good details. Answered the question and shows point of view well. Many different types of complete sentences. Capital letters and full stops or other punctuation. Good spacing. Spelling is correct. Neat handwriting.</p>	5

Proofreading Marks

-  Capitalize letter.
-  Add a period.
-  Add a question mark.
-  Add a comma.
-  Add an apostrophe.
-  Do not use a space.
-  Add quotation marks.
-  Take words out.
-  Spell correctly.
-  Lowercase letter.
-  Indent.
-  Add words.
-  Divide into two words.
-  This is confusing.




Term 3

Final Draft:






Directions: Write a paragraph based on the picture.

Helping Box: bright – people – queue – arrived – pushed – tried – late – another bus – disheartened – surprise – broken – laughing










RUBRIC-SMILEY

WRITING

	1 idea. Did not answer the question. Sentences start the same way or are not finished. No capital letters or full stops. No spacing. Writing not finished.	1
	2 ideas. Answered the question but could have written more. Sentences start the same way; some are incomplete. Some capital letters and full stops are used. Some good spacing. Writing is not very neat.	2
	3 -4 ideas with little details. Answered the question from one point of view. Used some complete sentences. Capital letters and full stops, but incorrect spelling. Good spacing, handwriting good.	3
	3-4 ideas with some details. Answered the question from own point of view. Some different types of complete sentences. Capital letters and full stops. Correct spelling. Good spacing.	4
	5+ ideas with good details. Answered the question and shows point of view well. Many different types of complete sentences. Capital letters and full stops or other punctuation. Good spacing. Spelling is correct. Neat handwriting.	5

Proofreading Marks

-  Capitalize letter.
-  Add a period.
-  Add a question mark.
-  Add a comma.
-  Add an apostrophe.
-  Do not use a space.
-  Add quotation marks.
-  Take words out.
-  Spell correctly.
-  Lowercase letter.
-  Indent.
-  Add words.
-  Divide into two words.
-  This is confusing.

Writing #2

E-Mail Writing
















First Draft:








Directions: Write an email to your friend about a new house you just bought. Include a description about the house's location, size, shape, etc.

Helping Box: pretty excited, badly wanted, commercial areas, double story, guest room, dining room, lower story, fun, activities

To

Add a subject

Send |  **Discard**      

Final Draft:

Directions: Write an email to your friend about a new house you just bought. Include a description of the house's location, size, shape, etc.

Helping Box: pretty excited, badly wanted, commercial areas, double story, guest room, dining room, lower story, fun, activities

To

Add a subject



Send








Discard

















RUBRIC-SMILEY

WRITING

	<p>1 idea. Did not answer the question. Sentences start the same way or are not finished. No capital letters or full stops. No spacing. Writing not finished.</p>	1
	<p>2 ideas. Answered the question but could have written more. Sentences start the same way; some are incomplete. Some capital letters and full stops are used. Some good spacing. Writing is not very neat.</p>	2
	<p>3 -4 ideas with little details. Answered the question from one point of view. Used some complete sentences. Capital letters and full stops, but incorrect spelling. Good spacing, handwriting good.</p>	3
	<p>3-4 ideas with some details. Answered the question from own point of view. Some different types of complete sentences. Capital letters and full stops. Correct spelling. Good spacing.</p>	4
	<p>5+ ideas with good details. Answered the question and shows point of view well. Many different types of complete sentences. Capital letters and full stops or other punctuation. Good spacing. Spelling is correct. Neat handwriting.</p>	5

**Proofreading
Marks**

-  Capitalize letter.
-  Add a period.
-  Add a question mark.
-  Add a comma.
-  Add an apostrophe.
-  Do not use a space.
-  Add quotation marks.
-  Take words out.
-  Spell correctly.
-  Lowercase letter.
-  Indent.
-  Add words.
-  Divide into two words.
-  This is confusing.

Writing #3

Argumentative Writing






Directions: Argue for or against the statement: {An apple a day keeps the doctor away}.

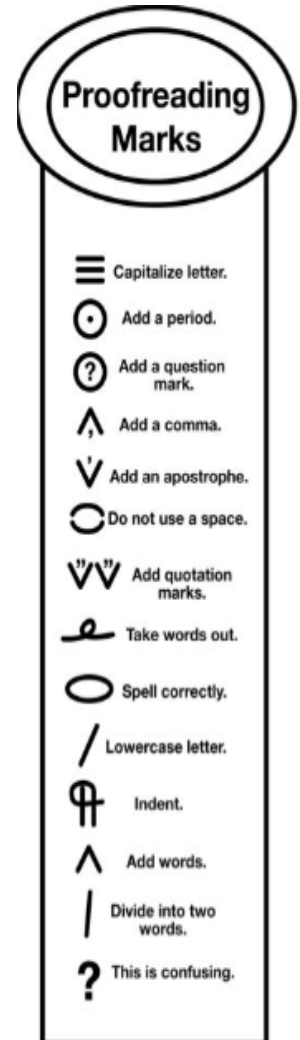
ARGUMENTATIVE WRITING

CLAIM			
REASON #1	REASON #2	REASON #3	COUNTERCLAIM
↓	↓	↓	↓
EVIDENCE	EVIDENCE	EVIDENCE	EVIDENCE TO SUPPORT EVIDENCE TO REBUT

RUBRIC-SMILEY

WRITING

	<p>1 idea. Did not answer the question. Sentences start the same way or are not finished. No capital letters or full stops. No spacing. Writing not finished.</p>	1
	<p>2 ideas. Answered the question but could have written more. Sentences start the same way; some are incomplete. Some capital letters and full stops are used. Some good spacing. Writing is not very neat.</p>	2
	<p>3 -4 ideas with little details. Answered the question from one point of view. Used some complete sentences. Capital letters and full stops, but incorrect spelling. Good spacing, handwriting good.</p>	3
	<p>3-4 ideas with some details. Answered the question from own point of view. Some different types of complete sentences. Capital letters and full stops. Correct spelling. Good spacing.</p>	4
	<p>5+ ideas with good details. Answered the question and shows point of view well. Many different types of complete sentences. Capital letters and full stops or other punctuation. Good spacing. Spelling is correct. Neat handwriting.</p>	5



Writing #4**Summary Writing**

Directions: Read the passage and write a short summary.

Helping Box: story- importance- responsibility- social studies
project- happily- panicked- product- proud- realized responsible

Osama was assigned a big project in his social studies class. He wanted to do well on the project, but he knew it was a lot of work. He thought it would be boring, too. Osama had two weeks until the due date. Osama could have gone home and started the project. Instead, he put it off. He went skateboarding with his friends at the park, and he played video games with his brother. When his mom suggested he clean his room, Osama happily cleaned. He chose to do anything other than the project. Osama suddenly panicked as he remembered the due date. The project was due tomorrow! He hadn't even started. He was too afraid to tell his mom. She would not be happy about this. Immediately, Osama began scrambling to figure out how he could get the project done on time. At school the next day, Osama turned in his finished product. Osama was not proud of the work he had completed. He believed it would have been much better if he spent more time on it. Osama wished that he had been more responsible.

Important points

Final Draft:






Directions: Read the passage and write a short summary.

Helping Box: story- importance- responsibility- social studies
project- happily- panicked- product- proud- realized responsible

Osama was assigned a big project in his social studies class. He wanted to do well on the project, but he knew it was a lot of work. He thought it would be boring, too. Osama had two weeks until the due date. Osama could have gone home and started the project. Instead, he put it off. He went skateboarding with his friends at the park, and he played video games with his brother. When his mom suggested he clean his room, Osama happily cleaned. He chose to do anything other than the project. Osama suddenly panicked as he remembered the due date. The project was due tomorrow! He hadn't even started. He was too afraid to tell his mom. She would not be happy about this. Immediately, Osama began scrambling to figure out how he could get the project done on time. At school the next day, Osama turned in his finished product. Osama was not proud of the work he had completed. He believed it would have been much better if he spent more time on it. Osama wished that he had been more responsible.

RUBRIC-SMILEY

WRITING

	<p>1 idea. Did not answer the question. Sentences start the same way or are not finished. No capital letters or full stops. No spacing. Writing not finished.</p>	1
	<p>2 ideas. Answered the question but could have written more. Sentences start the same way; some are incomplete. Some capital letters and full stops are used. Some good spacing. Writing is not very neat.</p>	2
	<p>3 -4 ideas with little details. Answered the question from one point of view. Used some complete sentences. Capital letters and full stops, but incorrect spelling. Good spacing, handwriting good.</p>	3
	<p>3-4 ideas with some details. Answered the question from own point of view. Some different types of complete sentences. Capital letters and full stops. Correct spelling. Good spacing.</p>	4
	<p>5+ ideas with good details. Answered the question and shows point of view well. Many different types of complete sentences. Capital letters and full stops or other punctuation. Good spacing. Spelling is correct. Neat handwriting.</p>	5








Writing #5**Comparative Writing**

Directions: Write a paragraph to compare between regular education and online education.





<i>Differences</i> _____	<i>Similarities</i>	<i>Differences</i> _____

RUBRIC-SMILEY

WRITING

	<p>1 idea. Did not answer the question. Sentences start the same way or are not finished. No capital letters or full stops. No spacing. Writing not finished.</p>	1
	<p>2 ideas. Answered the question but could have written more. Sentences start the same way; some are incomplete. Some capital letters and full stops are used. Some good spacing. Writing is not very neat.</p>	2
	<p>3 -4 ideas with little details. Answered the question from one point of view. Used some complete sentences. Capital letters and full stops, but incorrect spelling. Good spacing, handwriting good.</p>	3
	<p>3-4 ideas with some details. Answered the question from own point of view. Some different types of complete sentences. Capital letters and full stops. Correct spelling. Good spacing.</p>	4
	<p>5+ ideas with good details. Answered the question and shows point of view well. Many different types of complete sentences. Capital letters and full stops or other punctuation. Good spacing. Spelling is correct. Neat handwriting.</p>	5

Proofreading Marks

-  Capitalize letter.
-  Add a period.
-  Add a question mark.
-  Add a comma.
-  Add an apostrophe.
-  Do not use a space.
-  Add quotation marks.
-  Take words out.
-  Spell correctly.
-  Lowercase letter.
-  Indent.
-  Add words.
-  Divide into two words.
-  This is confusing.

The End